

Monthly report - March 2020 (data as of 03/31/2020)


MANAGEMENT STRATEGY

Hugau Rendement is invested in European Equities (European Community 75% minimum - eligible for the French Equity Savings Plan). The FCP favors companies giving important dividends, guaranteed by recurrent operational cash flows. Its main target is to provide a medium/long term returns with a limited volatility.

RISK AND REWARD PROFILE (SRI)

Lower risk, typically lower reward

Higher risk, typically higher reward



Risks not taken into account in the indicator:

Credit risk: In the event of a deterioration in the quality of the issuers or if the issuer is no longer able to meet its maturities, the value of these securities may fall, thus causing the net asset value to fall.

Liquidity risk: In the particular case where the exchange volumes on the financial markets are very low, any purchase or sale transaction on the latter may cause significant variations in the market.

Counterparty risk: This risk is linked to the conclusion of contracts on financial futures and the conclusion of temporary acquisitions and sales of securities. It represents the risk of default by a market participant preventing it from honoring its commitments vis-à-vis the UCITS for example (payment, reimbursement, non-delivery). The occurrence of any of these risks may have a negative impact on the net asset value of the UCITS.

Risks related to the impact of techniques such as derivatives: The use of derivatives may lead to significant short-term fluctuations in the value of the derivatives and the net asset value in the event of opposing market trends.

No capital guarantee.

AUM & NAV

NAV (C share) :	85,49	AUM :	2,18 Mn€
NAV (D share) :	64,66	AUM :	0,02 Mn€
		Total AUM :	2,2 Mn€

Dividends received 2020 :	€ 10 453,63	Average PER :	21,88
12-month volatility :	26,23%	Average Yield :	3,3%

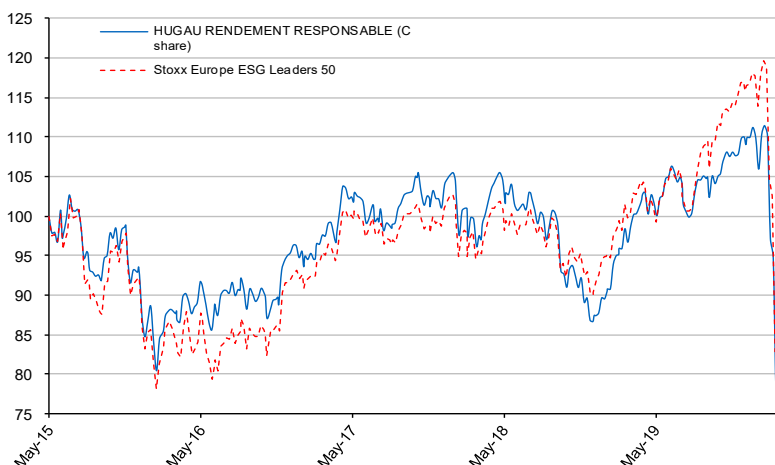
PERFORMANCE (net of management fees / net total return)

	Cumulative %						Annualised %			
	1 month	3 months	YTD	1 year	3 years	5 years	Incept.	3 years	5 years	Incept.
Rendement Responsable (C share)	-13,48	-22,88	-22,88	-14,83	-15,12	-16,64	-14,51	-5,31	-3,57	-1,17
Benchmark	-12,44	-20,95	-20,95	-8,87	-5,09	-8,26	-9,89	-1,73	-1,71	-0,78

	Cumulative %						Annualised %			
	1 month	3 months	YTD	1 year	3 years	5 years	Incept.	3 years	5 years	Incept.
Rendement Responsable (D share)	-13,48	-22,89	-22,89	-14,83	-15,13	-16,66	-17,99	-5,32	-3,58	-1,48
Benchmark	-12,44	-20,95	-20,95	-8,87	-5,09	-8,26	-9,89	-1,73	-1,71	-0,78

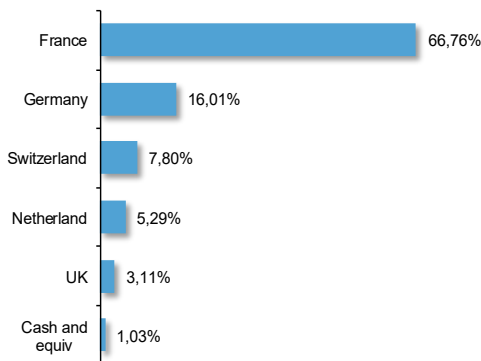
Past performances are not a guarantee of future performances. All subscribers must refer to the Key Investor Information Document (KIID) and prospectus both available on our website www.hugaugestion.com or on demand free of charge.

NAV EVOLUTION

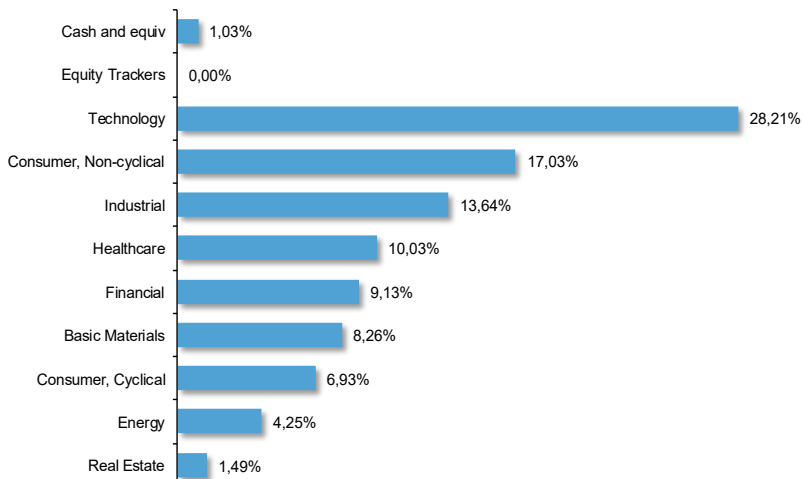


Source : Hugau Gestion

COUNTRY ALLOCATION

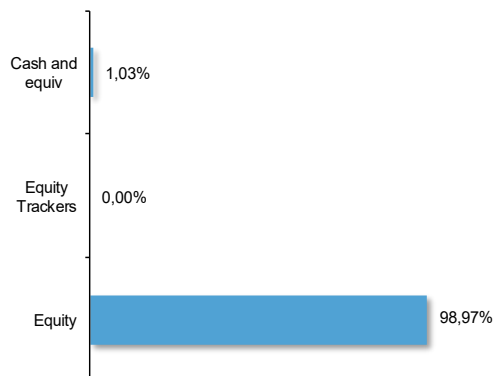


SECTOR ALLOCATION



Monthly report - March 2020 (data as of 03/31/2020)

ASSET ALLOCATION



TOP HOLDINGS OF THE PORTFOLIO (%)

SANOFI	6,0%	VINCI	4,2%
DASSAULT SYSTEMES	5,5%	NESTLE NOM.	4,1%
ASML HOLDING	5,3%	PERNOD RICARD	4,1%
AIR LIQUIDE	5,1%	IPSEN	4,1%
L'OREAL	4,6%	SAP	3,9%
TOTAL	4,3%	STMICROELECTRONICS	3,7%
SCHNEIDER ELECTRIC	4,2%	ATOS	3,6%

CHARACTERISTICS

Reference indicator : Stoxx Europe ESG Leaders 50
(net total return)
(formerly MSCI Europe NR in € until June 11th 2019)

AMF category : European Union Equity
Recommended investment period : > 5 years

Asset management company : Hugau Gestion
Domicile : France
Custodian : CIC
Fund administrator : Crédit Mutuel AM
Statutory auditor : DELOITTE & ASSOCIES

C-share ISIN : FR0010401075 Inception : 12/20/2006
D-share ISIN : FR0010410977 Inception : 12/20/2006

MONTHLY PERFORMANCES

NESTLE SA-REG	0,6%	CREDIT AGRICOLE	-38,1%
L'OREAL	-0,9%	BNP PARIBAS	-37,2%
ASML HOLDING NV	-2,3%	SAFRAN SA	-35,4%
BEIERSDORF AG	-2,8%	NEXITY	-32,8%
SANOFI	-4,5%	INFINEON TECH	-30,1%
DASSAULT SYSTEME	-4,9%	AXA	-24,7%
AIR LIQUIDE SA	-5,1%	CAPGEMINI SE	-22,4%

ADMINISTRATIVE FEATURES

Initial min. subscription : 1 share

Base currency : Euro
Subscription / Redemption : Every friday (D) before 10.30am, on the day's NAV. Settlement at D+2.

Subscription fee : 3% maximum
Redemption fee : None

Management fees incl. tax : 1,435% maximum
TER of CIS : 1,68%



The fund's ESG performance and carbon footprint are evaluated by Vigeo Eiris

This promotional document is a simplified presentation and does not constitute a subscription offer or an investment recommendation. No part of this document may be reproduced, published or distributed without prior approval from the investment management company. Past performances is not a guarantee of future performance. The performances are calculated net of any fees by Hugau Gestion. Access to products and services presented may be restricted regarding certain persons or countries. Tax treatment depends on the individual situation of each investor, please contact your financial advisor who will help you to assess the products appropriate for you and your own financial/tax situation. All subscribers must receive the KIID prior to making a subscription. For full information regarding strategies and fees, please refer to the prospectus, KIID document or other regulatory information available on our web site www.hugau-gestion.com or free of charge on demand from the investment management company's registered offices. Hugau Gestion-60 Rue Saint Lazare-75009 Paris. Tel +33 1 78 09 83 20 - email: contact@hugau-gestion.com. An investment management company authorized by the AMF (French Market Financial Authorities) under number GP06 000008 on June 27th, 2006.