

Monthly report - August 2020 (data as of 08/31/2020)

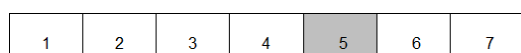
MANAGEMENT STRATEGY

Hugau Actions Monde is a mutual fund invested in International Equities (60% minimum). Its main target is to outperform the MSCI World index converted in euro over a 5-year period.

RISK AND REWARD PROFILE (SRRRI)

Lower risk, typically lower reward

Higher risk, typically higher reward



Risks not taken into account in the indicator:

Credit risk: In the event of a deterioration in the quality of the issuers or if the issuer is no longer able to meet its maturities, the value of these securities may fall, thus causing the net asset value to fall.

Liquidity risk: In the particular case where the exchange volumes on the financial markets are very low, any purchase or sale transaction on the latter may cause significant variations in the market.

Counterparty risk: This risk is linked to the conclusion of contracts on financial futures and the conclusion of temporary acquisitions and sales of securities. It represents the risk of default by a market participant preventing it from honoring its commitments vis-à-vis the UCITS for example (payment, reimbursement, non-delivery). The occurrence of any of these risks may have a negative impact on the net asset value of the UCITS.

Risks related to the impact of techniques such as derivatives: The use of derivatives may lead to significant short-term fluctuations in the value of the derivatives and the net asset value in the event of opposing market trends.

No capital guarantee.

AUM & NAV

NAV (C share) : 1 580,37

AUM : 30,85 Mn€

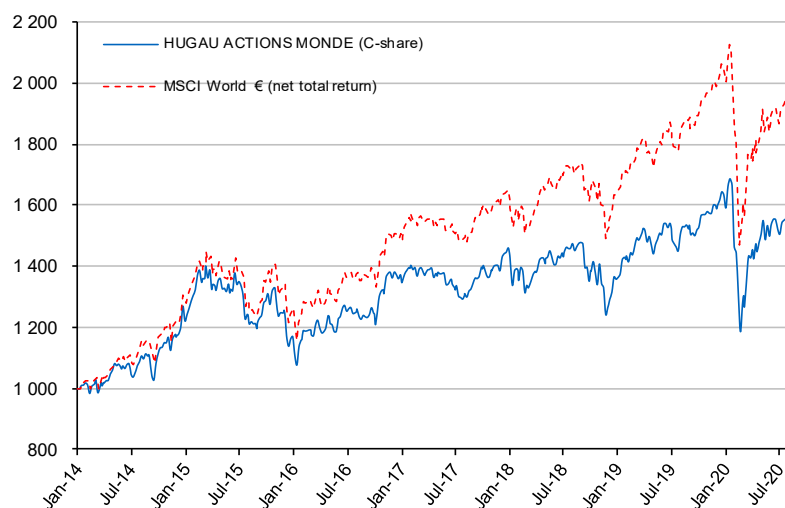
Dividends received 2020 : 588 009,58 € Average PER : 42,53 12-month volatility : 25,61%

PERFORMANCE (net of management fees / net total return)

	Cumulative %					Annualised %				
	1 month	3 months	YTD	1 year	3 years	5 years	Incept.	3 years	5 years	Incept.
Actions Monde (C-share)	5,02	5,02	-0,46	5,12	21,10	27,35	58,04	6,58	4,95	7,20
MSCI World €	5,48	6,72	-1,13	7,54	31,65	53,80	96,79	9,59	8,98	10,82

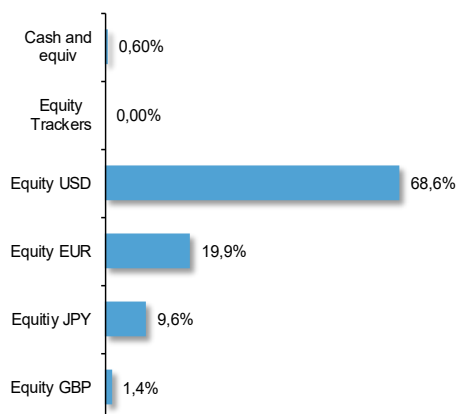
Past performances are not a guarantee of future performances. All subscribers must refer to the Key Investor Information Document (KIID) and prospectus both available on our website www.hugaugestion.com or on demand free of charge.

NAV AND REFERENCE INDICATOR EVOLUTION

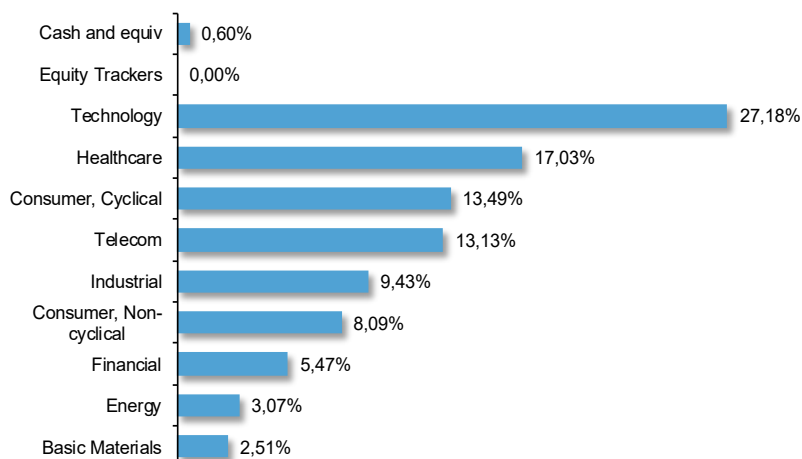


Source : Hugau Gestion

ASSET ALLOCATION



SECTOR ALLOCATION



Monthly report - August 2020 (data as of 08/31/2020)

CHARACTERISTICS

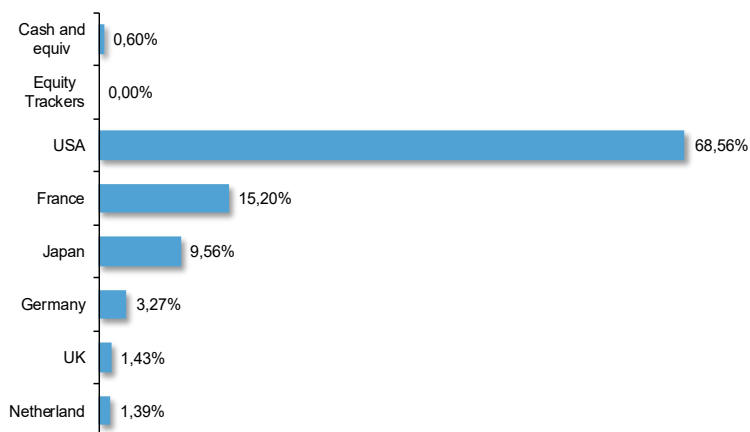
Reference indicator : MSCI World converted in euros (net total return)

AMF category : International Equity
Recommended investment period : > 5 years

Asset Management company : Hugau Gestion
Domicile : France
Custodian : CIC
Fund administrator : Crédit Mutuel AM
Statutory auditor : DELOITTE & ASSOCIES

C-share ISIN : FR0011653773 Inception: 01/31/2014
Nominal value : 1000€

COUNTRY ALLOCATION



ADMINISTRATIVE FEATURES

Initial min. subscription : 1 share

Base currency : Euro
Subscription / Redemption : Every friday (D) before 10.30am, on the day's NAV. Settlement at D+2.

Subscription fee : 3% maximum
Redemption fee : None

Management fees incl. tax : 1,5% maximum
TER of CIS : 1,81%

TOP HOLDINGS OF THE PORTFOLIO (%)

MICROSOFT	6,4%	PEPSICO	2,8%
AMAZON COM	6,0%	ELI LILLY	2,8%
MASTERCARD CLA	5,1%	LVMH MOET VUITTON	2,7%
FACEBOOK CLA	4,5%	NVIDIA	2,6%
CHARTER CIONS CLA	3,2%	JPMORGAN CHASE	2,6%
UNITEDHEALTH GROUP	3,0%	PAYPAL HOLDINGS	2,5%
BANK AMERICA	2,9%	HOME DEPOT	2,4%

MONTHLY PERFORMANCES

NVIDIA CORP	26,0%	LABORATORY CP	-8,9%
APPLE INC	21,7%	SANOFI	-4,2%
MASTERCARD INC-A	16,1%	BEIERSDORF AG	-4,1%
FACEBOOK INC-A	15,6%	SHIMANO INC	-2,4%
ADOBE INC	15,5%	L'OREAL	-2,2%
MITSUMI OSK LINES	13,5%	KEYENCE CORP	-1,2%
MICROSOFT CORP	10,3%	ELI LILLY & CO	-0,8%



The fund's ESG performance and carbon footprint are evaluated by Vigeo Eiris