

Hugau Obli 3-5 as of 29.02.2024

ESG Risk Rating

Portfolio

Benchmark

ESG Risk Categories

Negligible: 0 - 10  
Negligible risk of material financial impacts driven by ESG factors

Low: 10 - 20  
Low risk of material financial impacts driven by ESG factors

Medium: 20 - 30  
Medium risk of material financial impacts driven by ESG factors

High: 30 - 40  
High risk of material financial impacts driven by ESG factors

Severe: > 40 - 100  
Severe risk of material financial impacts driven by ESG factors



Overall Risk Rating (Unmanaged Risk)

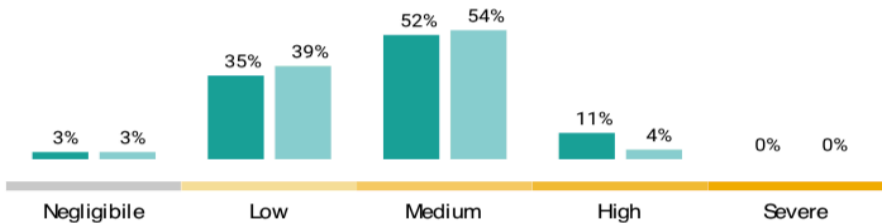
The ESG Risk Rating measures the degree to which a company's economic value is at risk driven by ESG factors, as assessed through Sustainalytics' calculation of the company's unmanaged ESG risks. Companies are placed into one of five risk categories (negligible, low, medium, high, severe). These risk categories are absolute, meaning that a "high risk" assessment reflects a comparable degree of unmanaged ESG risk across the research universe, whether it refers to an agriculture company, a utility or any other type of company. One point of risk is the same, no matter which company or which issue it applies to, and points of risk add up across issues to create overall scores. Companies with lower Risk Ratings scores have lower ESG risk.

| Portfolio Information                        |                        | ESG Risk Rating Coverage |                           |
|--|------------------------|--------------------------|---------------------------|
| Name   | Number of Constituents | By Portfolio Weight      | By Number of Constituents |
| <b>Portfolio</b><br>Hugau Obli 3-5 29.02.24  | 39                     | 97%                      | 37                        |
| <b>Benchmark</b><br>Indice de référence Taux | 469                    | 99%                      | 463                       |

The portfolio's ESG risk is considered **Medium**, and is 6% higher than the benchmark.

| Overall Risk Rating Score | Category |
|---------------------------|----------|
| 22.1                      | Medium   |
| 20.8                      | Medium   |

ESG Risk Category by aggregate portfolio weight %





## Carbon footprint

As opposed to indicating the portfolio's overall accountability for total GHG emissions through their investments (which is what GHG emissions does), this PAI instead looks to create a comparable measure. It takes the total GHG emissions and divides them by the value of the investments in EURm, so it tells you how much GHG is created per EURm invested.

PAI Identifier Table 1 #2 Eligible Holding Type Corporate

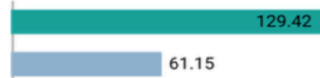
Portfolio Benchmark

### Eligibility

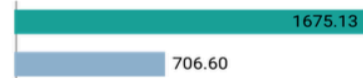


The portion of the portfolio which is eligible for this PAI. In this case the % invested in corporate securities.

### Total carbon footprint scope 1 + 2 (tCO2eq/EURm)



### Total carbon footprint scope 1 + 2 + 3 (tCO2eq/EURm)



## Notice and Disclaimer

Sustainalytics does not assess the issuer's compliance with (local) legislation, but only provides an indication of the expected impact that the issuer's alignment may have for businesses, based on principles as recognized under the EU Action Plan on Financing Sustainable Growth.

Copyright ©2023 Sustainalytics, a Morningstar company. All rights reserved.

The information, methodologies, data and opinions contained or reflected herein are proprietary of Sustainalytics and/or content providers, intended for internal, non-commercial use and may not be copied, distributed or used in any other way, including via citation, unless otherwise explicitly agreed in writing. They are not directed to, or intended for distribution to or use by India-based clients or users and their distribution to Indian resident individuals or entities is not permitted. They are provided for informational purposes only and (1) do not constitute an endorsement of any product, project, investment strategy or consideration of any particular environmental, social or governance related issues as part of any investment strategy; (2) do not constitute investment advice, nor represent an expert opinion or negative assurance letter; (3) are not part of any offering and do not constitute an offer or indication to buy or sell securities, to select a project or make any kind of business transactions; (4) are not an assessment of the issuer's economic performance, financial obligations nor of its creditworthiness; (5) are not a substitute for professional advice; (6) past performance is no guarantee of future results; (7) have not been submitted to, nor received approval from, any relevant regulatory bodies.

These are based on information made available by the issuer and/or third parties, subject to continuous change and therefore are not warranted as to their merchantability, completeness, accuracy, up-to-datedness or fitness for a particular purpose. The information and data are provided "as is" and reflects Sustainalytics' opinion at the date of its elaboration and publication.

Neither Sustainalytics/Morningstar nor their content providers accept any liability from the use of the information, data or opinions contained herein or for actions of third parties in respect to this information, in any manner whatsoever, except where explicitly required by law.

Any reference to content providers' names is for appropriate acknowledgement of their ownership and does not constitute a sponsorship or endorsement by such owner. A list of our content providers and their respective terms of use is available on our website. For more information visit <http://www.sustainalytics.com/legal-disclaimers>.

Sustainalytics may receive compensation for its ratings, opinions and other deliverables, from, among others, issuers, insurers, guarantors and/or underwriters of debt securities, or investors, via different business units. Sustainalytics believes it has put in place appropriate measures designed to safeguard the objectivity and independence of its opinions. For more information visit Governance Documents or contact [compliance@sustainalytics.com](mailto:compliance@sustainalytics.com)